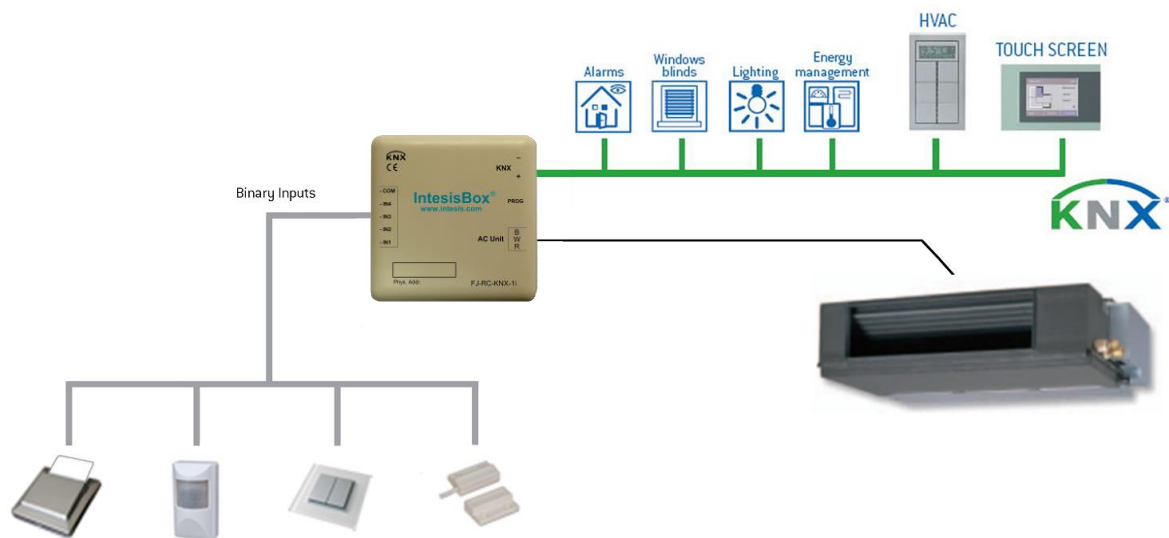




IntesisBox® FJ-RC-KNX-1i

KNX interface for Fujitsu General Limited air conditioners



FJ-RC-KNX-1i allows a complete and natural integration of Fujitsu air conditioners with KNX control systems.

Simple installation. Can be installed inside the own AC indoor unit, connecting one side directly to the BWR bus, and the other side directly to the KNX TP-1 (EIB) bus.

Great flexibility of integration into your KNX projects. Configuration is made directly from ETS, the database of the device comes with a complete set of communication objects allowing, from a simple and quick integration using the basic objects, to the most advanced integration with monitoring and control all the AC unit's parameters. Also available specific device's communication objects, as *save* and *execute* scenes.

Four binary inputs for potential-free contacts provide the possibility to integrate many types of external devices. Also configurable from ETS, they can be used for switching, dimming, shutter/blind control, and more.

Allows the use of a KNX temperature sensor for the air conditioning control.

IntesisBox® FJ-RC-KNX-1i will offer you a full integration of the air conditioning in your KNX projects at a very affordable price.

1. KNX Interface

1.1 Communication Objects

The ETS database of the device comes with multiple communication objects allowing great flexibility of integration.

- 1.1.1 FJ RC interface, 4 binary inputs
 - 0: Control_ On/Off [DPT_1.001 - 1bit] - 0-Off;1-On
 - 1: Control_ Mode [DPT_20.105 - 1byte] - 0-Aut;1-Hea;3-Coo;9-Fan;14-Dry
 - 17: Control_ Vanes U-D / 4 Pos [DPT_5.010 - 1byte] - Position values: 1,2,3,4
 - 24: Control_ Setpoint Temperature [DPT_9.001 - 2byte] - (°C)
 - 28: Control_ Reset Error [DPT_1.015 - 1bit] - 1-Reset error
 - 53: Status_ On/Off [DPT_1.001 - 1bit] - 0-Off;1-On
 - 54: Status_ Mode [DPT_20.105 - 1byte] - 0-Aut;1-Hea;3-Coo;9-Fan;14-Dry
 - 68: Status_ Vanes U-D / 4 Pos [DPT_5.010 - 1byte] - Position values: 1,2,3,4
 - 75: Status_ AC Setpoint Temp [DPT_9.001 - 2byte] - (°C)
 - 76: Status_ AC Reference Temp [DPT_9.001 - 2byte] - (°C)
 - 77: Status_ Only Centrally Ctrl [DPT_1.002 - 1bit] - 1-Only centrally controlled
 - 79: Status_ Error/Alarm [DPT_1.005 - 1bit] - 0-No alarm;1-Alarm
 - 81: Status_ Error Text Code [DPT_16.001 - 14byte] - 3-char FJ Error; Empty-None

1.2 Parameters

Multiple parameters can be configured to ensure the maximum flexibility for the integration, not only in functionality of the device but in visibility of objects in ETS for a more comfortable integrator's work.

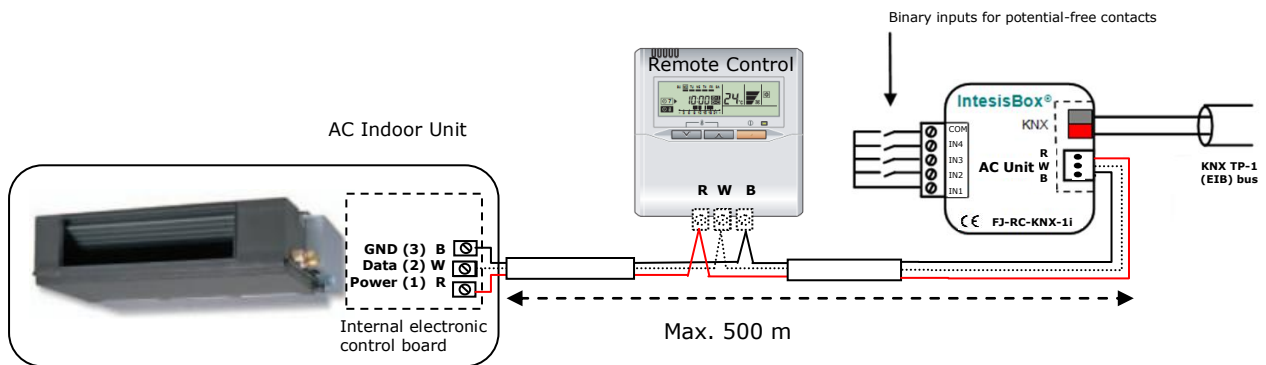
Device: 1.1.1 FJ RC interface, 4 binary inputs

General	Download latest database entry for this product and its User Manual from:	<input type="text" value="http://www.intesis.com"/>
Mode Configuration	Send READs for Control_ objects on bus recovery (T & U flags must be active)	<input type="text" value="No"/>
Special Modes Configuration	Scene to load on bus recovery / startup (needs to define vals for that scene)	<input type="text" value="(none)"/>
Fan Speed Configuration	Disallow control from remote controller	<input type="text" value="No"/>
Vanes Up-Down Configuration	> Enable comm obj "Ctrl_ Remote Lock"	<input type="text" value="No"/>
Temperature Configuration	Enable func "Control_ Lock Control Obj"	<input type="text" value="No"/>
Scene Configuration	Enable func "Operating Hours Counter"	<input type="text" value="No"/>
Switch-Off Timeouts Configuration	Enable use of objects for Filter (for Control and Status)	<input type="text" value="No"/>
Binary Input 1 Configuration	Enable object "Error Code [2byte]"	<input type="text" value="No"/>
Binary Input 2 Configuration	Enable object "Error Text Code [14byte]" (3 ASCII-char Error Code)	<input type="text" value="Yes"/>
Binary Input 3 Configuration		
Binary Input 4 Configuration		

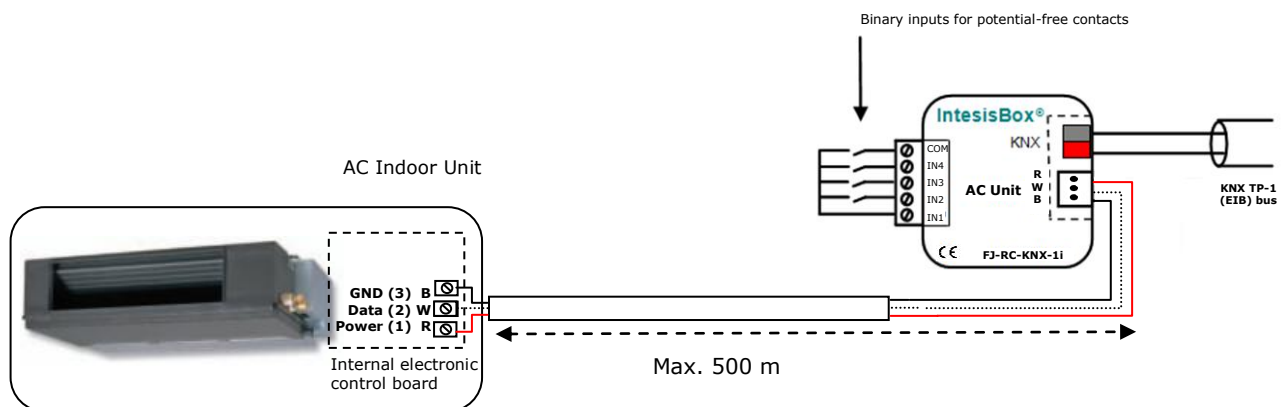
2. Connection

The FJ-RC-KNX-1i can be used with a **FUJITSU** Remote Controllers or without them. Use the KNX connector in the FJ-RC-KNX-1i to connect to the KNX TP-1 (EIB) network.

- FJ-RC-KNX-1i with FUJITSU wired Remote Controller



- FJ-RC-KNX-1i without FUJITSU wired Remote Controller



3. List of compatible Fujitsu General Limited AC indoor units

A list of Fujitsu General Limited indoor unit model references compatible with FJ-RC-KNX-1i and their available features can be found in:

Fujitsu:

http://www.intesis.com/pdf/IntesisBox_FJ-RC-xxx-1_AC_Compatibility.pdf

General:

http://www.intesis.com/pdf/IntesisBox_GE-RC-xxx-1_AC_Compatibility.pdf


Fuji Electric:

http://www.intesis.com/pdf/IntesisBox_FE-RC-xxx-1_AC_Compatibility.pdf

Hiyasu:

http://www.intesis.com/pdf/IntesisBox_HY-RC-xxx-1_AC_Compatibility.pdf

4. Technical Specifications



Envelope	ABS (UL 94 HB). 2,5 mm thickness
Dimensions	70 X 70 X 28 mm
Weight	70g
Colour	Ivory white
Power supply	29V DC, 7mA Supplied through KNX bus.
AC Indoor Unit Bus	Voltage: 13-18V Current: 80mA
LED indicators	1 x KNX programming.
Push buttons	1 x KNX programming.
Binary inputs	4 x Potential-free binary inputs. Signal cable length: 5m unshielded, may be extended up to 20m with twisted. Compliant with the following standards: IEC61000-4-2 : level 4 - 15kV (air discharge) - 8kV (contact discharge) MIL STD 883E-Method 3015-7 : class3B
Configuration	Configuration with ETS.
Operating Temperature	From -25°C to 85°C
Storage Temperature	From - 40°C to 45°C
Isolation Voltage	2500V
RoHS conformity	Compliant with RoHS directive (2002/95/CE).
Certifications	CE conformity to EMC directive (2004/108/EC) and Low-voltage directive (2006/95/EC) <ul style="list-style-type: none"> • EN 61000-6-2 • EN 61000-6-3 • EN 60950-1 • EN 50491-3 • EN 50090-2-2 • EN 50428 • EN 60669-1 • EN 60669-2-1